

# RALLY TYRES

FIA ERC JUNIOR CHAMPIONSHIP



**PIRELLI**

# Rally Tyres



## SCORPION™

## GRAVEL



### K

Notable steering precision and adherence in traction and braking above all on fast roads, even at low levels of grip. The rigid structure and the dense tread pattern ensure good stability above all in fast cornering characterized by prolonged stress on the tyre. The asymmetric tread pattern ensures excellent performance in traction and braking thanks to the internal blocks. The external blocks facilitate excellent directionality and high lateral grip. Available in different compounds, according to the characteristics of adherence of the ground and the weather conditions. For the hardest and most severe surfaces the K is available in a "reinforced" version. The features of directionality and traction are combined with resistance and integrity thanks to its reinforced structure both in the tread zone and in the sidewalls, which are more resistant to lacerations and cuts.

SIZE	VERSION	ø mm D	SECTION WDT mm C	TREAD WDT mm Cb	Rolling circumference	RIM	Condition		
							wet	damp	dry
185/70-15	K6-K4	635	199	165	1995	6.5	6	6	

(\*) Tread Compound MEDIUM 4 - SOFT 6

### PRICELIST

SIZE	VERSION	PRICE (€) VAT excluded
185/70-15LEFT/RIGHTSLT	K4	218,00
185/70-15LEFT/RIGHTSLT	K6	218,00

## SOTTOZERO™

## SNOW



Studded "Svezia" tyre, with directional design which is ideal for snow-covered and icy surfaces. The special direction of the plugs, together with the patented Pirelli studding, guarantees maximum stability and grip of the studs, even in the most extreme surface conditions.

Available with "Svezia" type studding only.

Stud protrusion 7 mm

## WR - SOTTOZERO ICE

SIZE	VERSION	ø mm D	SECTION WDT mm C	TREAD WDT mm Cb	Rolling circumference	RIM
135/85R15TLStudded-7	WR5	620	146	95	1950	6

### PRICELIST

SIZE	VERSION	PRICE (€) VAT excluded
135/85R15TLStudded-7	WR5	330,00

## PZERO™

## ASPHALT



### RK

This product, designed for asphalt, has two longitudinal grooves which means that it can be used both in dry and wet conditions. The two longitudinal channels are positioned on the internal part of the tyre to ensure more effective water drainage and avoid aquaplaning. This also allows better cornering, when the car relies more heavily on the external part of the tyre that generates more grip thanks to a greater contact patch.

SIZE	VERSION	ø mm D	SECTION WDT mm C	TREAD WDT mm Cb	Rolling circumference	RIM	Condition		
							wet	damp	dry
195/50-16	RK5	600	193	190	1885	6.5		5	
195/50-16	RKW7	600	193	190	1885	6.5	W7	W7	

(\*) Tread Compound HARD 5 - WET W7/SOFT

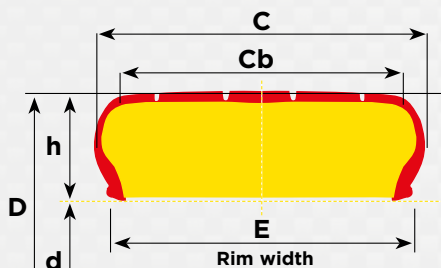
### PRICELIST

SIZE	VERSION	PRICE (€) VAT excluded
195/50-16TLv01	RK5	250,00
195/50-16TLv01	RKW7	250,00

(\*) All compound would be available during the race

## TYRE IDENTIFICATION

The markings that appear on the side of the tyres also tell us the basic size of the tyre, the rim diameter and the width of the rim. We will illustrate how to read two different types of marking that may appear on the side of the rally tyres.



C	D	d
Nominal section width expressed in mm	Nominal external diameter expressed in mm	Nominal rim diameter, expressed in inches
↓	↓	↓
<b>225</b>	<b>600</b>	<b>16</b>

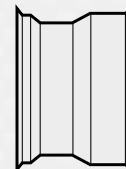
C	h/C		d
Nominal section width expressed in mm	Technical series. This expresses the ratio between the section height (in mm) and the nominal section width (in mm)	Radial construction	Nominal rim diameter, expressed in inches
↓	↓	↓	↓
<b>205</b>	<b>65</b>	<b>R</b>	<b>15</b>

## MARKING

The treads of the various versions of rally tyres are described by one or two letters followed by a number. The letters identify the type of tread. The number after the letter indicates the type of use, for example: RX 7

## RIMS

The size of the rims indicated in this manual must be respected. If you have any doubts, please contact Pirelli staff.



## FITMENT

Make sure that tyres are fitted by experts, with specialised dedicated machinery and equipment, who follow safety procedures.

Before mounting the tyres clean the surface of the beads and the area of the rim that comes into contact with the tyre.

Use **ONLY** special tyre lubricants for mounting tyres. Do **NOT** use silicone or petroleum lubricants.

Check the state of the valves to prevent air loss: check the seals and the tightness for metal ones and check also for any tears or cracks in rubber seals. If necessary, replace them. When the tyre is being used, always use the valve cover top.

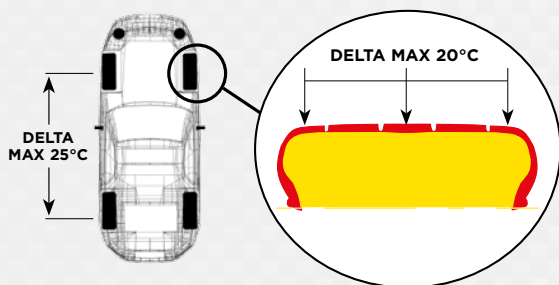
Follow the indications provided on the sidewall of the tyre referring to the rolling direction and the correct positioning of the internal and external sidewalls, if specified.

Use the safety cage when inflating tyres.

Before unseating the tyre from the rim during disassembly, make sure that the tyre has been fully deflated, removing the inner valve mechanism.

## TREAD TEMPERATURES

Temperatures measured on the tread are an excellent indicator for deciding the best choice of final compound and for optimising corner adjustments of the vehicle, such as camber and toe. We recommend measuring the temperature at three different points: inner (innermost side of the vehicle), centre, outer tread. In particular, average temperatures must be the ones shown in the table, the difference between the values measured internally, in the centre and externally must be maximum 20°, while the difference between the front and rear axles must be no more than 25°. If these values are exceeded, we recommend a different final compound should be used or the vehicle's geometry should be adjusted.



## PRESSURE

Working pressure values depend on the size of the tyre in relation to the load that it is subjected to. In other words, it will vary according to the type of car, the weight and conditions of use. In particular, as the weight of the vehicle, speeds and accelerations that the tyre is subjected to increase, the working pressure must be increased.

In any case, tyres should not be used at pressures below 1.6 bar.

Using excessively low pressures would bring about the breaking of the tyre due to excess force on the sidewall or unseating from the rim. "Hot" working pressures are usually in the range of 2.2 – 2.5 bar.

Initial inflation pressures vary in order to obtain these values, depending on whether the tyres are preheated or used "cold". Indeed, preheated tyres can be inflated to slightly lower values than cold tyres. The difference will depend on the type of heater, the time it remains and the environmental conditions.

GRAVEL	COMPOUND		SURFACE		
		WORKING TEMPERATURE	SOFT/SANDY	PACKED	HARD/ROCKY
	Soft	K6	20° - 60°		
Medium	K4	50° - 100°			

CONDITION			TEMPERATURE								PRESSURE		
WET	DAMP	DRY	-5	0	5	10	15	20	25	30	30+	COLD PS START	HOT PS END
												1.8	2.0÷2.4
												1.8	2.0÷2.4

ASPHALT	COMPOUND		SURFACE		
		WORKING TEMPERATURE	SMOOTH	MEDIUM	ABRASIVE
	Hard	RK5	60° - 120°		
Medium	RKW/S	20° - 60°			

CONDITION			TEMPERATURE								PRESSURE		
WET	DAMP	DRY	-5	0	5	10	15	20	25	30	30+	COLD PS START	HOT PS END
												1.7	2.2÷2.4
												1.9	2.0÷2.2

## FOR TESTING ONLY PLEASE CONTACT THE FOLLOWING AUTHORIZED DEALERS:

5-7/02  Rally Liepāja

**SOTTOZERO ICE** 135/85-15  
WR5: 12 TYRES

**Latakko Ltd**  
Maza Nometnu str 33, Rīga, LV-1002, Latvia  
Contact person: Girts Lagzdins  
Tel: +371 278 333 54  
Email: sport@latakko.lv

7-9/04  Circuit of  
Ireland Rally

**PZERO RK** 195/50-16  
RK5 HARD (1<sup>st</sup> choice): 12 TYRES  
RKW7 WET W7/SOFT: 8 TYRES

**SW Adair Tyres**  
49 Killymore Rd, Newtownstewart, Co. Tyrone BT78 4DU  
Contact person: Matthew Corby  
Tel: 028 8164 8428  
Email: matthew.corby@pirellif1.com  
shaun.marriott@pirellif1.com

4/06  Rallye Açores

**SCORPION K** 185/70-15  
MEDIUM K4 (1<sup>st</sup> choice): 12 TYRES  
185/70-15 SOFT K6: 8 TYRES

**Q&F Com. de Acess. Lda.**  
204-210 Rua D. Afonso IV; 4445-251 Alfena  
Tel: +351 229 69 84/9 or +351 229699494 / 99  
Email: mario@qf-lda.pt or www.qf-lda.pt

23-25/06  Ypres Rally

**PZERO RK** 195/50-16  
RK5 HARD (1<sup>st</sup> choice): 12 TYRES  
RKW7 WET W7/SOFT: 8 TYRES

**CB Events Racing**  
Route de Coe 41, 4980 Trois Ponts, Belgium  
Contact person: Caren Burton  
Tel: +35220881216 or +32478334374  
Email: info@cbevents racing.com

15-17/07  Rally Estonia

**SCORPION K** 185/70-15  
MEDIUM K4 (1<sup>st</sup> choice): 12 TYRES  
185/70-15 SOFT K6: 8 TYRES

**Latakko Ltd**  
Maza Nometnu str 33, Rīga, LV-1002, Latvia  
Contact person: Girts Lagzdins  
Tel: +371 278 333 54 - Email: sport@latakko.lv

26-28/08  Barum Czech  
Rally Zlín

**PZERO RK** 195/50-16  
RK5 HARD (1<sup>st</sup> choice): 12 TYRES  
RKW7 WET W7/SOFT: 8 TYRES

**Motorsport S.R.O.**  
Podebradská 541/29, 190 00 Praha 9, Czech Republic  
Contact person: Jiri Wagner  
Tel: +420 777 554 422 or +420 284 818 893  
Email: wagner@motorsport.cz

## FIA JUNIOR TYRE REGULATION

### 62. TYRE QUANTITIES

**62.1.3** For competitors entered in the ERC Junior Championship, a maximum of 12 tyres may be used during each rally.

### 62.2 TYRES FOR FREE PRACTICE / QUALIFYING AND SHAKEDOWN

**62.2.1** For competitors eligible to take part in Free Practice / Qualifying, tyres will be taken from the overall quantity as per ERC Art. 62.1

**62.2.2** For competitors taking part in the shakedown, tyres will not be marked.

## FOR RACE ONLY PLEASE CONTACT OUR REFERENCE PIRELLI:

### MARCO PASTORINO

Email: marco.pastorino.ex@pirelli.com - Mobile: +39 348 2218606

**All the orders for the competitions must be  
forwarded at least 2 weeks before the event.**

Follow Pirelli on:



[www.pirelli.com](http://www.pirelli.com)

